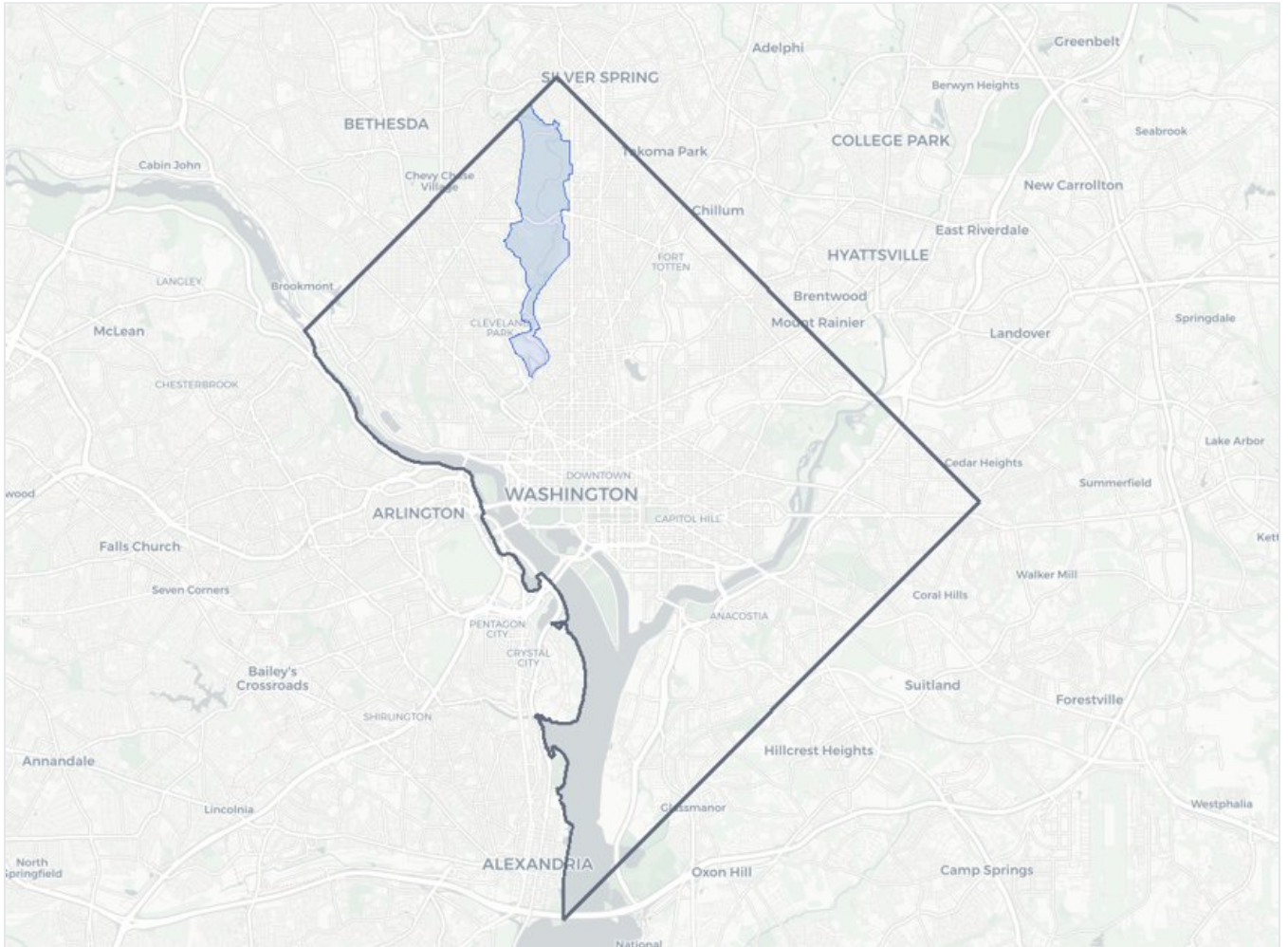


Monthly Crime Brief

Rock Creek Park — May 2026



BRIEF MONTH	May 2026
COVERAGE AREA	Rock Creek Park, Washington, DC
COMPARISONS	April 2026 and May 2025
SOURCE	DC Metropolitan Police Department (MPD)
PREPARED BY	Justice Lens · justicelensai.com

Executive Summary

AT A GLANCE — MAY 2026

INCIDENTS

1

VS PRIOR MONTH

—

VS MAY 2025

—

RISK SCORE

2/₁₀₀

Quick Facts

- 1 incidents were reported in Rock Creek Park in May 2026.
- Theft (Other) was the most common offense (1 incidents, 100% of the month's total).
- Total incidents were no comparable prior data versus April 2026 and no comparable prior data versus May 2025.

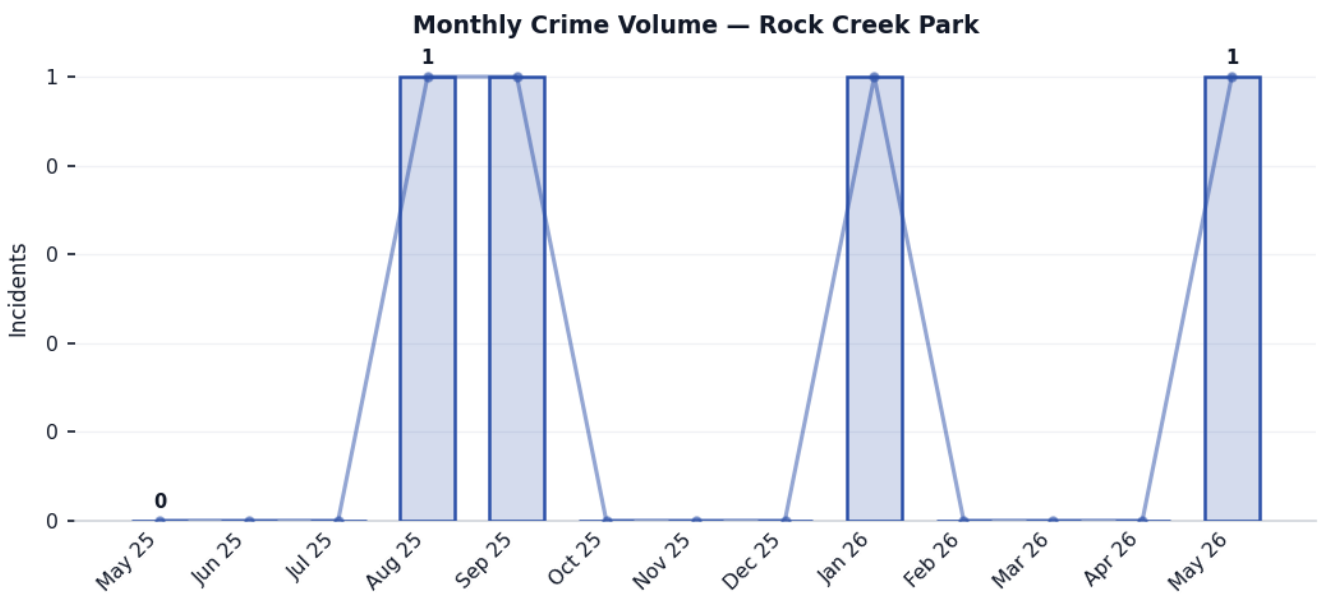
Reported Incidents by Offense — May 2026

OFFENSE	INCIDENTS	SHARE
Theft (Other)	1	100%


Historical Comparison

Reported incidents in Rock Creek Park for May 2026, compared with the prior month (April 2026) and the same month one year earlier (May 2025). Month-over-month moves are normal; the year-over-year and multi-year views below give the seasonal context.

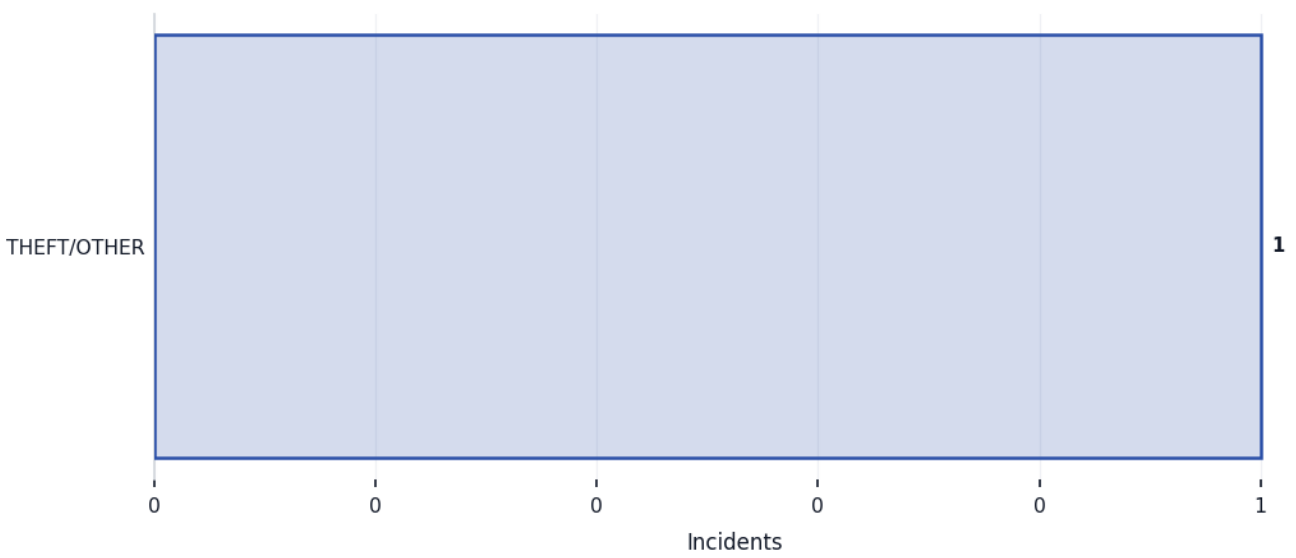
OFFENSE	MAY 2026	APRIL 2026	MOM	MAY 2025	YOY
Theft (Other)	1	0	—	0	—
All offenses	1	0	—	0	—



May Incidents by Year — Rock Creek Park



Offense Breakdown — Rock Creek Park



Data Sources & References

SOURCE	DESCRIPTION	URL
DC Metropolitan Police Department (MPD)	Unified Crime Reporting data — all incident records used in this brief	opendata.dc.gov
DC Office of the Chief Technology Officer (OCTO)	DC Open Data portal hosting MPD crime data, ward and neighborhood cluster boundaries	opendata.dc.gov
Justice Lens	DC crime intelligence platform — live map, rankings, and address-level reports	justicelensai.com

Methodology Notes

- Based on reported MPD incidents, which agencies may later revise.
- Risk Score = relative percentile (0 = lowest risk locally, 100 = highest); it drives the safer-than figures.
- Incident Intensity is kept as a detail metric for incident-rate context.
- Address scores reflect nearby reported incidents, not the exact property.
- Trend = last 12 months vs the prior 12 (latest weeks excluded as still-reporting); too few prior incidents shows "Insufficient data."
- Expected-vs-actual compares current activity with same-month historical expectations.
- Residential rankings group residential and mixed-use areas; parks, federal, and institutional land rank separately.
- Crime data may be revised by source agencies.

Incident counts reflect reported crimes and are subject to revision by source agencies. Recent weeks may still be under-reported due to MPD processing lag. Calendar-month windows are computed in UTC. This brief describes historical reported activity — it is not a prediction of future safety.

GO DEEPER

Moving to or from Rock Creek Park? Justice Lens generates full crime intelligence reports for any DC address — up to 10 years of history, AI-written analysis, maps, and charts.

<https://justicelensai.com/reports> · <https://justicelensai.com/rankings/rock-creek-park>